



Procal 2000 IR Emissions Analyser

- ✓ In-situ, multi-component IR emissions analyser
- ✓ Low cost of through-life ownership
- ✓ Proven success in over 2400 applications worldwide

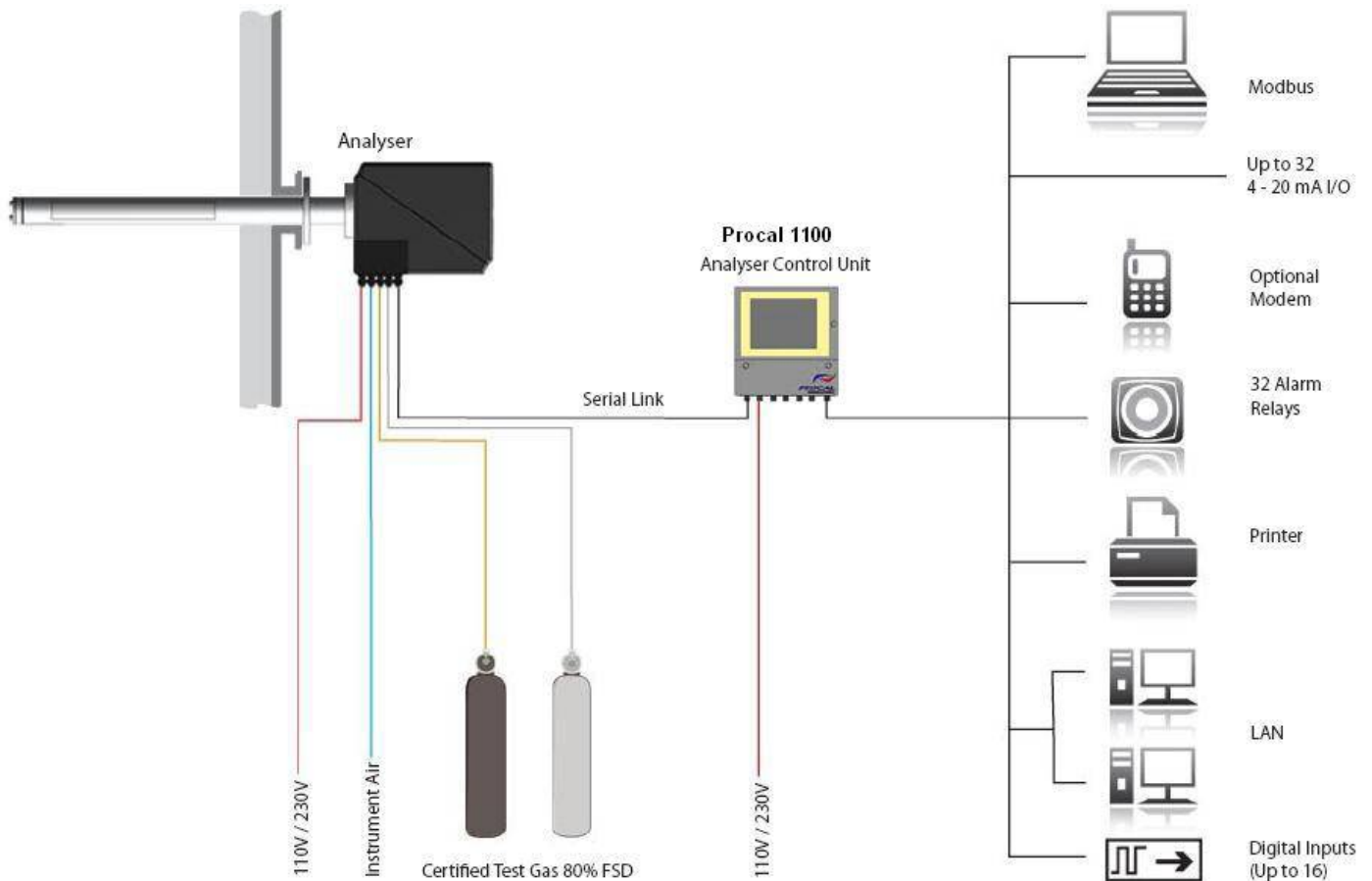
Instrument Overview

Procal 2000 is an infra-red (IR), duct or stack-mounted analyser, designed to provide In-Situ analysis of up to six gas-phase emission components.

A typical system comprises a stack mounted analyser, an integral calibration function and a Control Unit with options which include a powerful in situ Heater and a stand-alone Analysis Software package.

Procal 2000 uses the reflective beam principle to directly measure process gas as it enters the in situ sample cell. Unlike higher maintenance extractive systems, Procal's patented, sintered metal technology removes the need for gas filtering or sample conditioning.

The Procal 2000 analyser requires very little maintenance and achieves a class-beating up-time of over 98% in demanding applications.



The Control Unit can support multiple analysers from the Procal range

Examples of Principles of Operation

Analyser: The Procal 2000 analyser operates on the proven, single beam, dual-wavelength IR light principle. Mid IR Pulses, at two specific wavelengths per monitored component, are transmitted through the sample cell. The 'measure' pulse is partially absorbed by the gases being measured while the 'reference' pulse remains unaffected. Up to eight wavelengths are available, sometimes sharing reference wavelengths, allowing up to six gas-phase component concentrations to be monitored simultaneously. Uniquely, the operation, zero and calibration are "fully challenged" in that all operating modes use the same optical path and system components.

Auto Verification: The integral Auto Verification Unit initiates a zero-check on the system by filling the sample probe with clean, dry instrument air. Similarly, it performs a span-check by filling the sample probe with certified span gas.

Applications: The Procal 2000 analyser has been in service for over 25 years with continual product improvement to match ever-tightening legislative requirements. Over 2,400 Procal 2000 units are in operation worldwide - refer to our industry data sheets or visit www.procal.com for typical applications and associated measurement ranges.

Features

Multi-component gas analysis
Direct in-situ measurements

Wet or dry (option)
Automatic signal verification and recalibration
Oxygen or CO₂ measurement normalisation (option)

Flange mounted analyser
Low maintenance
ATEX / IEC option.

Benefits

Each Procal 2000 can measure up to six components.
No requirement for high cost, high maintenance sample handling system or sample conditioning.
Can inherently report on Wet or Dry gas basis.
No operator intervention during routine use.
Report measurement corrected to normalised O₂ or CO₂ reference conditions
Reduced cost and simple of installation.
Reduced cost of through life ownership
Can be used in hazardous areas.

Examples of Monitoring Ranges

Principle of operation: Single Beam Dual Wavelength Infra Red with GFC where advantageous

Gases measured: Up to 6 hetero-atomic molecular gases as determined by the application.


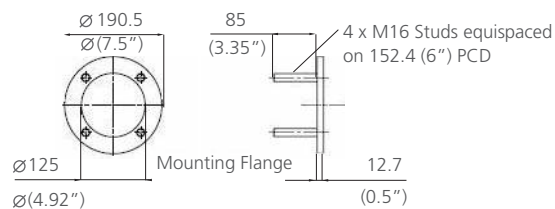
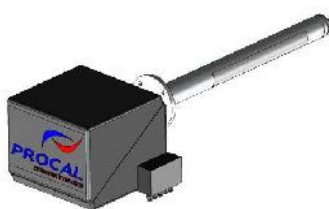
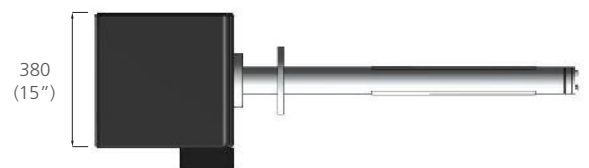
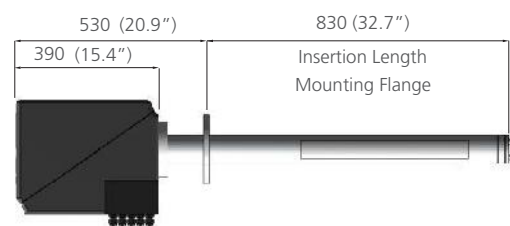
CO 0 - 200ppm / 250mg/Nm³

CO₂ 0 - 15%

SO₂ 0 - 100ppm / 280mg/Nm³

H₂O 0 - 12%

NO 0 - 300ppm / 400mg/Nm³



All measurements are in Millimeters

Control Unit Options

Analyser Control Unit - Procal 1000 range

The Procal 1000 data logging and control system is Microsoft Windows based. The system is capable of controlling up to six, widely dispersed, Procal analysers of any design. The Procal 1000 range is also designed to accept signal I/O from other instruments in the process to provide a single CEMS data hub. The Procal 1000 system displays gas concentrations and third party analyser I/O along with information on sample conditions, diagnostic data and trends. The information can also be made available to external components in a variety of industry standard data protocols.



Specifications & Installation

Spectral range:	Specific application dependent wavelengths (up to 8) are selected between 2-12 µm
Infra-red source:	Enclosed nichrome filament.
Infra-red detector:	Solid state pyroelectric element.
Sample path length:	1 metre
Sample temperature:	Up to 350°C (660°F) (higher temperatures on application)
Cross-sensitivity:	Minimal due to the wavelength selection and advanced algorithms in the processor software.
Accuracy:	Typically ±2% of full scale concentration but dependent on application.
Response time:	Application dependent but typically 120 seconds to T90.
Enclosure:	Aluminium alloy casting with high protection finish, protected to IP65 (NEMA 4X)
Operating Environment:	Operating temperature range -20°C to 55°C (-4°F to 130°F). Optional Analyser Cooler/Heater for greater temperature range.
Materials-contact with gas:	Calcium Fluoride, Glass, 316 Stainless Steel, Graphite.
Services required:	Power for analyser 115V/230V 100W Power for in situ heater (optional) 115V/230V 1kW Instrument air for the analyser void purge, auto zero and sample cell protection, controlled by the analyser, 2 barG; flow rate 0.5 litre/min constant and 6 litre/min intermittent during Auto-zero (typically 8 minutes every 12 hours).
Interconnection cable:	2 twisted-pair cores with individual screen typically allows up to 1000m separation between Analyser and Procal 1000 Analyser Control Unit.
Weight:	21 kg (46.3lb).
Physical Dimensions:	Analyser 1360mm (53.5") x 380mm (15") x 315mm (12.4")

Optional Components

Optional accessories are available to extend the analyser's capability in cases of extreme process or ambient variations. Typical examples would be a probe heater to ensure the in situ gas cell operates above process gas dew point, a gas flow bypass for high thermal stress applications and a head cooler for operation in high ambient temperature conditions. Further details of these and many other accessories are available at www.procal.com or on the accessories data sheet.

Approvals

Continuous Emissions Monitoring
CEM - US EPA 40 CFR part 60 & 75
AMS - Europe QAL 3 of EN 14181

The Procal 2000 system is designed to meet the requirements of both customers and environmental authorities worldwide. The system enables rapid upgrades with regard to measuring range, presentation and reporting format, thus ensuring compliance with reporting criteria such as US EPA 40 CFR part 60 & 75 legislation. The system calculates errors due to drift in Zero & Span Calibration before correction as required for QAL 3 of EN 14181.



Kittiwake Procal Ltd
5 Maxwell Road
Peterborough
PE2 7HU
United Kingdom

Tel: +44 (0) 1733 232495
Fax: +44 (0) 1733 235255
sales@procal.com
www.procal.com